

T Tape Company

Manufacturer of low-temperature
thermoplastic materials



Product catalogue

Low temperature thermoplastics

Pre-fabricated hand splints

General Characteristics

- Does not emit toxic, noxious gases nor vapours during application
- X-ray translucent
- After application, it transforms into a hard splint that does not need reinforcing
- Due to the exceptional properties follows the exact contours of the treated surface
- Light weight
- Indefinite shelf life: no waste


General Characteristics

- Perfect for fracture immobilization, static and dynamic splinting, splinting for the burn patients, foot orthosis, post-operative splinting etc.
- Programmed plastic memory allow the products to come back to its original shape for further adjustments (except Recyclocast)


General Characteristics

- Can be moulded directly onto the patient.
- Available in different pre-cuts, thickness, sizes, perforations and colours.


Perforation




MICRO
For plates of
1,6 – 2,0 mm



MULTI
For plates of
2,0 – 2,5 – 3,2 mm



MINI
For plates of
2,0 – 2,5 – 3,2 – 4,0 mm



**Low temperature
splinting materials for
Orthopaedic and
Rehabilitation**

TURBOCAST[®] Family

Turbocast[®] Ortho

Turbocast[®] Ortho Stiff

Turbocast[®] Ortho Non Sticky

TURBOCAST[®]-ORTHO



- When the material is heated it becomes transparent and turns opaque once it cools down.
- Easy auto-bounding (no solvents needed)
- Lower processing temperature (65°C - 159°F)

Processing methods

- Water bath from **60°C-65°C**
(140°F - 159°F)
- Oven from 100°C (212°F)

Using a water bath

- To soften Turbocast-Ortho, place the material into a water bath at temperature 60°C - 65°C (140°F - 159°F) for 60-90 seconds or until sufficiently soft.
- When ready, take the material out of the water and place on a flat surface (preferably a wooden board) for +/- 10 seconds. Temperature will immediately drop to +/- 35°C (95°F).

Using a water bath

- Take the splint with wet hands and position it onto the patient.
- Immediately afterwards wet your hands with cold water:
 - A. To speed the surface hardening.
 - B. To prevent imprints.



TURBOCAST ORTHO

Moulding Characteristics

Transparency	Memory	Drape	Stretch	Ease of finishing	Bounding
Maximum	100%	Moderate	Maximum	Maximum	Maximum



Specification Chart

Thickness	Dimensions	NON	MICRO	MINI	MULTI
1.6 mm 1/16"	43 x 60 cm 17" x 24"	Ox160	Ox161	Ox162	Ox163
2 mm 1/12"	45 x 60 cm 18" x 24"	Ox200	Ox201	Ox202	Ox203
2.5 mm 1/10"	45 x 60 cm / 18"x24" 60 x 90 cm / 24" x 36"	Ox250		Ox252	Ox253
3.2 mm 1/8"	45 x 60 cm / 18"x24" 60 x 90 cm / 24" x 36"	Ox320		Ox322	Ox323
4 mm 1/6"	45 x 60 cm / 18"x24" 60 x 90 cm / 24" x 36"	Ox400		Ox402	

Colour Range: In the code please replace "x" colour specification

S – for skin colour; RB – royal blue; W – white; P – purple

If you need large sheet of 60x90 cm add: /9

Specification Chart

TURBOCAST ORTHO NON STICKY

Thickness	Dimensions	NON	MICRO	MINI	MULTI
1.6 mm 1/16"	43 x 60 cm 17" x 24"	Ox160NS	Ox161NS	Ox162NS	Ox163NS
2 mm 1/12"	45 x 60 cm 18" x 24"	Ox200NS	Ox201NS	Ox202NS	Ox203NS
2.5 mm 1/10"	45 x 60 cm / 18"x24" 60 x 90 cm / 24" x 36"	Ox250NS		Ox252NS	Ox253NS
3.2 mm 1/8"	45 x 60 cm / 18"x24" 60 x 90 cm / 24" x 36"	Ox320NS		Ox322NS	Ox323NS
4 mm 1/6"	45 x 60 cm / 18"x24" 60 x 90 cm / 24" x 36"	Ox400NS		Ox402NS	

Colour Range: In the code please replace "x" colour specification

S – for skin colour; RB – royal blue; W – white; P – purple

If you need large sheet of 60x90 cm add: /9

BEACHCAST



Special Advantages

- Extra rigidity
- Extra strength
- Possibility of the vertical (anti-gravity) positioning
- Recommended for splints with the larger surface.



Processing methods

- Water bath from 60°C (140°F)
- Steam from 80°C
- Dry heat max. 100°C (212°F)
- Heat gun (for the local corrections)

Beachcast

Moulding Characteristics

Transparency	Memory	Drape	Stretch	Ease of finishing	Bounding
Minimum	100%	Maximum	Maximum	Maximum	Maximum

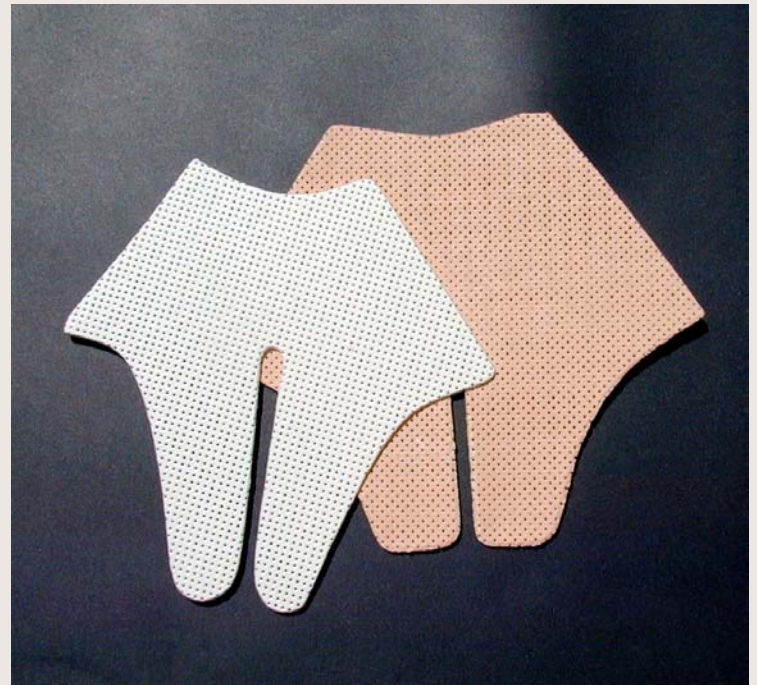


Colour Range

Beachcast is available
in two colours:

WHITE and **PEACH**

By purchase of
minimum 300 plates
colour can be
personalized.



Specification Chart

Thickness	Dimensions	NON	MICRO	MINI	MULTI
1.6 mm 1/16"	43 x 60 cm 17" x 24"	BC160	BC161		
2 mm 1/12"	45 x 60 cm 18" x 24"	BC200	BC201	BC202	BC203
3.2 mm 1/8"	45 x 60 cm / 18"x24" 60 x 90 cm / 24" x 36"	BC320		BC322	BC323
4 mm 1/6"	45 x 60 cm / 18"x24" 60 x 90 cm / 24" x 36"	BC400		BC402	

Colour Range: for Skin plates add "S"

If you need large sheet of 60x90 cm add: /9

Turbotreat Comfort

Special advantages

Unique soft coating for children and patients with sensitive skin

Conformity
and maximum resistance to stretch



Options

Turbotreat Comfort


One side with soft coating, other side self-adhesive

Turbotreat Comfort NS

One side with soft coating, other side non-sticky

Colour Options


Available in peach colour with beige soft coating and in blue thermoplastic plates with light-grey coating.



Turbotreat Comfort

Moulding Characteristics

Transparency	Memory	Drape	Stretch	Ease of finishing	Bounding
Moderate	100%	Maximum	Maximum	Maximum	Maximum



Specification Chart

TURBOTREAT COMFORT

Thickness	Dimensions	NON	MICRO	MINI	MULTI
2 mm 1/12"	45 x 60 cm 18" x 24"	TRC200xy	TRC201xy	TRC202xy	TRC203xy
3.2 mm 1/8"	45 x 60 cm / 18"x24" 60 x 90 cm / 24" x 36"	TRC320xy		TRC322xy	TRC323xy
4 mm 1/6"	45 x 60 cm / 18"x24" 60 x 90 cm / 24" x 36"	TRC400xy		TRC402xy	

Colour Range:

In the code please replace "x" colour specification of the thermoplastic core:

Skin – 0 Celeste – 2

In the code please replace "y" colour specification of the coating:

Beige – 0 Grey - 7

If you need large sheet of 60x90 cm add: /9

Specification Chart

TURBOTREAT COMFORT NON STICKY

Thickness	Dimensions	NON	MICRO	MINI	MULTI
2 mm 1/12"	45 x 60 cm 18" x 24"	TRC200xy NS	TRC201xy NS	TRC202xy NS	TRC203xy NS
3.2 mm 1/8"	45 x 60 cm / 18"x24" 60 x 90 cm / 24" x 36"	TRC320xy NS		TRC322xy NS	TRC323xy NS
4 mm 1/6"	45 x 60 cm / 18"x24" 60 x 90 cm / 24" x 36"	TRC400xy NS		TRC402xy NS	

Colour Range:

In the code please replace "x" colour specification of the thermoplastic core:

Skin – 0 Celeste – 2

In the code please replace "y" colour specification of the coating:


Beige – 0 Grey - 7

If you need large sheet of 60x90 cm add: /9

A spiral-bound notebook with a light-colored, textured cover. The spiral binding is on the left side. The text is written in a bold, purple font with a blue drop shadow, slanted upwards from left to right.

**Preformed
Remoldable
Splints**

Prefabricated
Remoldable Splints



Available world-wide
Ask for our local representative

Fax: +31 (0) 10 486 88 08
E-mail: turbocast@planet.nl
<http://www.turbocast.be>

T Tape Company BV
Manufacturer of low temperature thermoplastics



Materials

- Constructed of low-temperature thermoplastic material coated on one side with soft light weight polymer (as prescribed in our patents).
- Fixation made of cotton knitted loop material that is latex-free to reduce the chance of skin irritation.

Resting Hand Splint

Indications:

- **Skin draft**
- **Scleroderma**
- **Dupuytren's release**
- **Boxer's fracture (neck of MC V)**
- **Burns**
- **Inflammatory joint disease**
- **Crush injury**
- **Flaccid paralysis**
- **Replantation**



Specification Chart

Code	Description
HS020SL	Resting Hand Splint – 2.5 mm, skin, small, Left
HS020SR	Resting Hand Splint – 2.5 mm, skin, small, Right
HS020ML	Resting Hand Splint – 3.2 mm, skin, medium, Left
HS020MR	Resting Hand Splint – 3.2 mm, skin, medium, Right
HS020LL	Resting Hand Splint – 3.2 mm, skin, large, Left
HS020LR	Resting Hand Splint – 3.2 mm, skin, large, Right

Wrist and Thumb Static Splint

Indications:

- Stenosing tenosynovitis
- Quadriplegia
- Rheumatoid arthritis
- Instability or joint inflammation of wrist and thumb
- Scaphoid fracture
- Bennett's fracture



Specification Chart

Code	Description
HS010SL	Wrist & Thumb static splint – 2.5mm, skin, small, Left
HS010SR	Wrist & Thumb static splint – 2.5mm, skin, small, Right
HS010ML	Wrist & Thumb static splint – 3.2mm, skin, medium, Left
HS010MR	Wrist & Thumb static splint – 3.2mm, skin, medium, Right
HS010LL	Wrist & Thumb static splint – 3.2mm, skin, large, Left
HS010LR	Wrist & Thumb static splint – 3.2mm, skin, large, Right

Volar Wrist Splint

Indications:

- **Tendonitis / Tenosynovitis of wrist tendons**
- **Joint inflammation (RA)**
- **Carpal tunnel syndrome**
- **Fractures of radius or carpus**
- **Wrist sprain**
- **Unstable wrist joint**
- **Weak / paralysed wrist extensors**



Specification Chart

Code	Description
HS030SL	Volar splint – 2.5mm, skin, small, Left
HS030SR	Volar splint – 2.5mm, skin, small, Right
HS030ML	Volar splint – 3.2mm, skin, medium, Left
HS030MR	Volar splint – 3.2mm, skin, medium, Right
HS030LL	Volar splint – 3.2mm, skin, large, Left
HS030LR	Volar splint – 3.2mm, skin, large, Right

Wrist MCP Splint

Indications:

- Rheumatoid arthritis
- Joint inflammation (other than RA)
- Carpal tunnel syndrome
- Extensor tendon repair.



Specification Chart

Code	Description
HS040SL	Wrist MCP splint – 2.5mm, skin, small, Left
HS040SR	Wrist MCP splint – 2.5mm, skin, small, Right
HS040ML	Wrist MCP splint – 3.2mm, skin, medium, Left
HS040MR	Wrist MCP splint – 3.2mm, skin, medium, Right
HS040LL	Wrist MCP splint – 3.2mm, skin, large, Left
HS040LR	Wrist MCP splint – 3.2mm, skin, large, Right

Static Carpal Splint

Indications:

- Tendinitis / tenosynovitis of wrist tendons
- Joint inflammation
- Skin graft
- Unstable wrist joint
- Wrist sprain
- Weak / paralysed wrist extensors



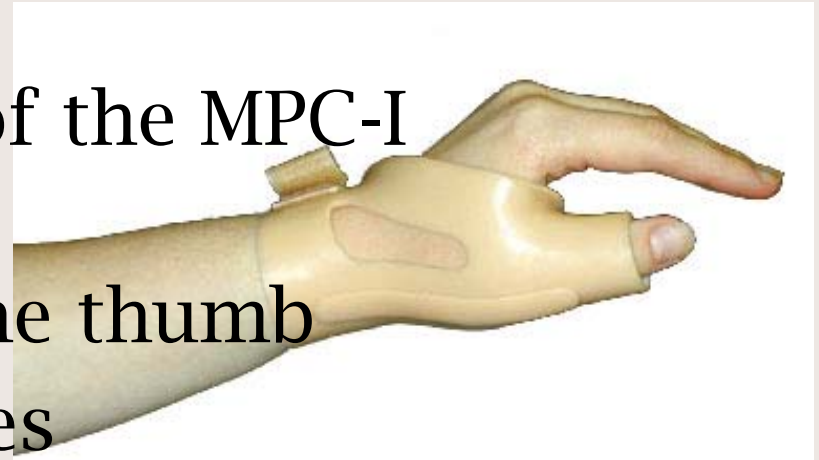
Specification Chart

Code	Description
HS050SL	Static carpal splint – 2.5mm, skin, small, Left
HS050SR	Static carpal splint – 2.5mm, skin, small, Right
HS050ML	Static carpal splint – 3.2mm, skin, medium, Left
HS050MR	Static carpal splint – 3.2mm, skin, medium, Right
HS050LL	Static carpal splint – 3.2mm, skin, large, Left
HS050LR	Static carpal splint – 3.2mm, skin, large, Right

Static Thumb Splint

Indications:

- Immobilization of the MPC-I joint
- Subluxation of the thumb
- Avulsion fractures
- Phalanges fractures
- Injury of the ulnar ligament



Static Thumb Splint

Sizes (width of the hand at knuckle joint):

- X-Small - up to 7.5 cm
- Small - 7.5 - 8.0 cm
- Medium - 8.0 - 8.5 cm
- Large - 8.5 - 9.5 cm
- X-Large - 9.5 - 10.5 cm
- XX-Large - over 10.5 cm

Fitting:

- Choose the correct size of the splint and apply it directly on to the skin.
- For perfect fitting make the local adjustments with the use of the heat gun.
- Shape contours as desired.
- Cut away any remaining material and smoothen the edges with the heat gun.
- Adjust and finish with Elastic Strips.

For Further Information

CONTACT:

T-Tape Company BV

Hogeborgdreef 60,

4645 Ex Putte,

The Netherlands

Tel: +31 164 60 29 52

Fax: + 31 164 60 20 53

E-mail: turbocast@planet.nl

